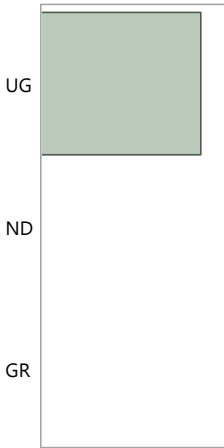


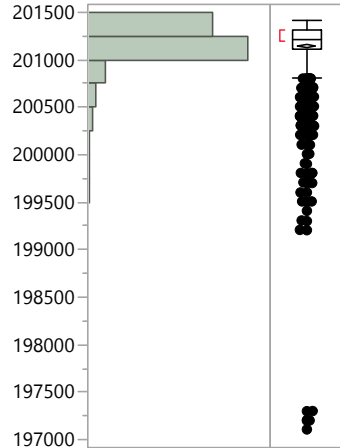
**Distributions**

**STUDENT\_LEVEL**



Frequencies		
Level	Count	Prob
GR	6	0.00248
ND	1	0.00041
UG	2410	0.99710
Total	2417	1.00000
N Missing	0	
3 Levels		

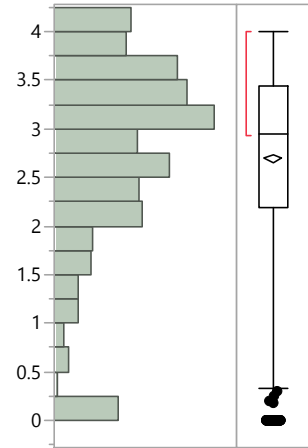
**TERM**



Quantiles		
100.0%	maximum	201405
99.5%		201405
97.5%		201405
90.0%		201401
75.0%	quartile	201305
50.0%	median	201205
25.0%	quartile	201105
10.0%		200908
2.5%		200308
0.5%		199502
0.0%	minimum	197109

Summary Statistics	
Mean	201144.16
Std Dev	326.37362
Std Err Mean	6.6386033
Upper 95% Mean	201157.18
Lower 95% Mean	201131.14
N	2417

**TERM\_GPA**

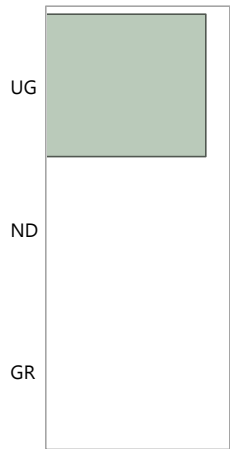


Quantiles		
100.0%	maximum	4
99.5%		4
97.5%		4
90.0%		3.83
75.0%	quartile	3.44
50.0%	median	2.94
25.0%	quartile	2.195
10.0%		1.25
2.5%		0
0.5%		0
0.0%	minimum	0

Summary Statistics	
Mean	2.6919032
Std Dev	1.0222515
Std Err Mean	0.0207931
Upper 95% Mean	2.7326774
Lower 95% Mean	2.651129
N	2417

**Distributions**


**TERM\_LEVEL**



**Frequencies**

Level	Count	Prob
GR	6	0.00248
ND	1	0.00041
UG	2410	0.99710
Total	2417	1.00000
N Missing	0	
3 Levels		

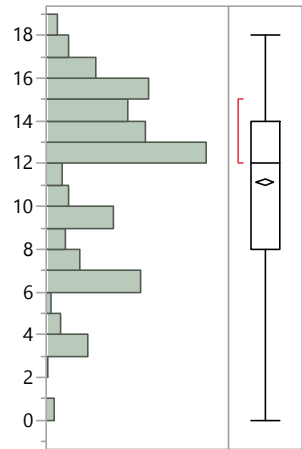
**GPA\_TYPE\_IND**



**Frequencies**

Level	Count	Prob
I	2417	1.00000
Total	2417	1.00000
N Missing	0	
1 Levels		

**TERM\_ATTEMPTED\_HRS**



**Quantiles**

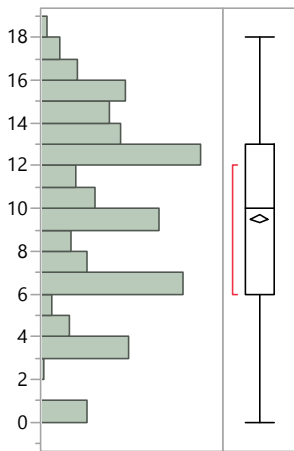
100.0%	maximum	18
99.5%		18
97.5%		17
90.0%		15
75.0%	quartile	14
50.0%	median	12
25.0%	quartile	8
10.0%		6
2.5%		3
0.5%		0
0.0%	minimum	0

**Summary Statistics**

Mean	11.108523
Std Dev	3.973665
Std Err Mean	0.0808263
Upper 95% Mean	11.267019
Lower 95% Mean	10.950027
N	2417

**Distributions**

**TERM\_PASSED\_HRS**



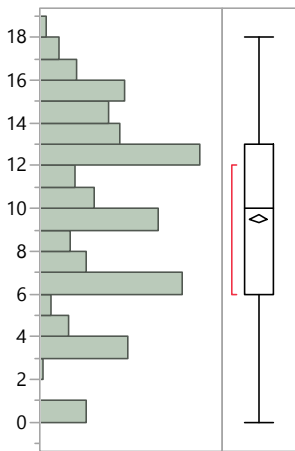
**Quantiles**

100.0%	maximum	18
99.5%		18
97.5%		16.55
90.0%		15
75.0%	quartile	13
50.0%	median	10
25.0%	quartile	6
10.0%		3
2.5%		0
0.5%		0
0.0%	minimum	0

**Summary Statistics**

Mean	9.5119156
Std Dev	4.3989738
Std Err Mean	0.0894773
Upper 95% Mean	9.6873759
Lower 95% Mean	9.3364553
N	2417

**TERM\_EARNED\_HRS**



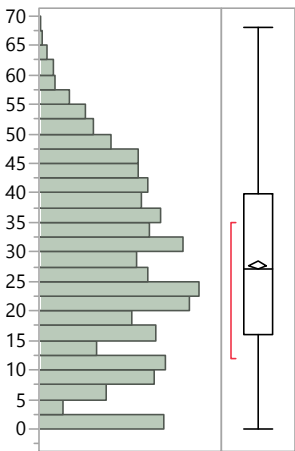
**Quantiles**

100.0%	maximum	18
99.5%		18
97.5%		16.55
90.0%		15
75.0%	quartile	13
50.0%	median	10
25.0%	quartile	6
10.0%		3
2.5%		0
0.5%		0
0.0%	minimum	0

**Summary Statistics**

Mean	9.5119156
Std Dev	4.3989738
Std Err Mean	0.0894773
Upper 95% Mean	9.6873759
Lower 95% Mean	9.3364553
N	2417

**TERM\_QUALITY\_POINTS**



**Quantiles**

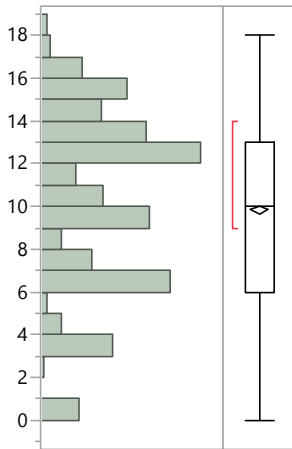
100.0%	maximum	68.01
99.5%		63.9991
97.5%		56.6755
90.0%		48
75.0%	quartile	39.835
50.0%	median	27.01
25.0%	quartile	15.99
10.0%		8
2.5%		0
0.5%		0
0.0%	minimum	0

**Summary Statistics**

Mean	27.727058
Std Dev	15.296835
Std Err Mean	0.3111453
Upper 95% Mean	28.337198
Lower 95% Mean	27.116919
N	2417

**Distributions**

**GPA\_HRS**



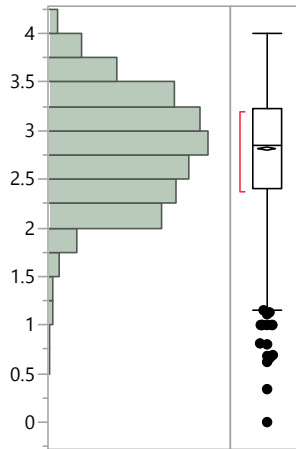
**Quantiles**

100.0%	maximum	18
99.5%		18
97.5%		16
90.0%		15
75.0%	quartile	13
50.0%	median	10
25.0%	quartile	6
10.0%		3
2.5%		0
0.5%		0
0.0%	minimum	0

**Summary Statistics**

Mean	9.8366942
Std Dev	4.2449526
Std Err Mean	0.0863445
Upper 95% Mean	10.006011
Lower 95% Mean	9.6673774
N	2417

**PROG\_GPA**



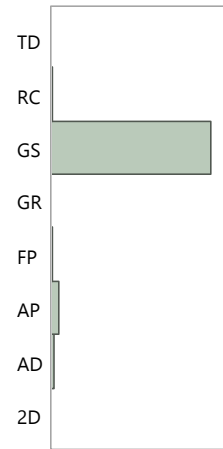
**Quantiles**

100.0%	maximum	4
99.5%		4
97.5%		3.86
90.0%		3.529
75.0%	quartile	3.23
50.0%	median	2.84
25.0%	quartile	2.4
10.0%		2.09
2.5%		1.76
0.5%		1
0.0%	minimum	0

**Summary Statistics**

Mean	2.8143431
Std Dev	0.5657112
Std Err Mean	0.0115717
Upper 95% Mean	2.8370346
Lower 95% Mean	2.7916516
N	2390

**ASTD\_CODE**



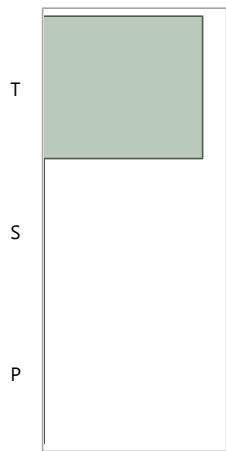
**Frequencies**

Level	Count	Prob
2D	3	0.00124
AD	45	0.01862
AP	115	0.04758
FP	15	0.00621
GR	6	0.00248
GS	2215	0.91643
RC	17	0.00703
TD	1	0.00041
Total	2417	1.00000
N Missing	0	

8 Levels

**Distributions**

**SGBSTDN\_CAMP\_CODE**



**Frequencies**

Level	Count	Prob
P	22	0.00910
S	18	0.00745
T	2377	0.98345
Total	2417	1.00000
N Missing	0	
3 Levels		